








The Catalog of Electric Bed, Manual Bed, Transfer Stretcher and ABS Bedside Cabinet

1. Electric bed

No.	Model	Functions	Specification	Functions and Accessories	Picture
1	E5702	5 functions	2200*1100*440-720mm	<ul style="list-style-type: none"> Abdominal Decompression One-Button Cardiac Chair Position One-Button Power-operated CPR Trendelenburg: 0~12° 12° Reverse Trendelenburg: 12° Overall Adjustment Range :440-720mm Backrest Adjustment Range: 75°±5° Footrest Adjustment Range: 40 ° ± 5 ° Angle Display on Guardrail Guardrail Lock ABS Head/foot Board Scissor Lift Damping Side Rails with Button Dia.150mm Casters with Central Locking system DC Low Noise Motor Battery Adjustable Stainless Steel Raise-and-fall IV Pole Drainage Hooks 	

2	E5901	5 functions	2200*1100*440-720mm	<p>Abdominal Decompression, One-Button Cardiac Chair Position, One-Button Power-operated CPR, Trendelenburg: 0~12° 12° Reverse Trendelenburg: 12° Overall Adjustment Range :440-720mm Backrest Adjustment Range: 75°±5° Footrest Adjustment Range: 40 ° ± 5 ° Angle Display on Guardrail, Guardrail Lock, X-ray Transparent Backrest(Optional), Manual CPR, ABS Head/foot Board, Scissor Lift, Damping Side Rails with Button, Dia.150mm Casters with Central Locking System, DC Low Noise Motor, Battery, Adjustable Stainless Steel Raise-and-fall IV Pole, Drainage Hooks.</p>	
3	E5704	3 functions	2200*1060*500-760mm	<p>Overall Adjustment Range:500-760mm Backrest Adjustment Range 75°±5° Footrest Adjustment Range: 40 ° ± 5 ° ABS Head/foot Board Damping Side Rails Dia.150mm Casters with Central Locking System DC Low Noise Motor Battery, Adjustable Stainless Steel Raise-and-fall IV Pole, Drainage Hooks, Storage Basket.</p>	 <p>Infusion stand Drainage bag hooks</p>


4	E2701	2 functions	2200*950*500mm	<p>Backrest Adjustment Range 75°±5° Footrest Adjustment Range: 40 ° ± 5 ° Inserted ABS Head/foot Board Stainless Steel Curved Pipe Rail, Dia.125mm Casters with Central Locking System DC Low Noise Motor, Battery, Drainage Hooks, Adjustable Stainless Steel Raise-and-fall IV Pole Storage Basket.</p>	
5	E2702	2 functions	2160*950*500mm	<p>Backrest Adjustment Range 75°±5° Footrest Adjustment Range: 40 ° ± 5 ° Hanging ABS Head/foot Board, Aluminum alloy Collapsible Side Rails, DC Low Noise Motor,Battery Adjustable Stainless Steel Raise-and-fall IV Pole, Drainage Hooks. No castors</p>	
<p>2.Manual Bed,children bed, Orthopedic Traction Bed- Inserted Head and foot board series with 4 bumpers</p>					
1	Manual Bed	M1701 1 crank	2200*950*500mm	<p>Backrest Adjustment Range:0~75°,±2° Stainless Steel Curved Pipe Rail, ABS Head/foot Board, Drainage Hooks, Storage Basket.</p>	
2	Manual Bed	M2703 2 cranks	2200*950*500mm	<p>Backrest Adjustment Range:0~75°,±2°, Footrest Adjustment Range:0~45°,±2°, ABS Head/foot Board, Stainless Steel Curved Pipe Rail, Storage Basket,Drainage Hooks, Manual Three Section Bed.</p>	

3	Manual Bed	M2704 2 cranks	2200*950*500mm	<p>Backrest adjustment range:0~75°, ±2° Footrest adjustment range:0~45°, ±2° Abdominal Decompression(Optional) ABS Head/foot Board, Stainless Steel Curved Pipe Rail, Storage Basket,Drainage Hooks, Dia.125mm Casters with Independent Brake, Manual Three Section Bed.</p>	
4	Manual Bed	M2705 2 cranks	2200*950*500mm	<p>Backrest adjustment range:0~75°,±2°, Footrest adjustment range:0~45°,±2°, Abdominal Decompression ABS Head/foot Board, Dia.125mm Casters with Central Locking System Stainless Steel Curved Pipe Rail Storage Basket, Drainage Hooks Dining Plate.</p>	
5	Manual Bed	M3702 3 cranks	2200*1000*500-760mm	<p>Overall Adjustment Range:500-760mm, Backrest Adjustment Range:0~75°,±2° Footrest Adjustment Range:0~45°,±2° ABS Head/foot Board, Stainless Steel Curved Pipe Rail, Dia.150mm Casters with Central Locking System Adjustable Stainless Steel Raise-and-fall IV Pole, Drainage Hooks, Storage Basket.</p>	
6	Children Hospital Bed	C2702 2 cranks	2200*950*500mm	<p>Backrest Adjustment Range: 75°±2°, Footrest Adjustment Range: 45° ±2°, ABS Head/foot Board, All Cover Stainless Steel Pipe Rail, Adjustable Stainless Steel Raise-and-fall IV Pole Drainage Hooks, Storage Basket, Dia.125mm Casters With Independent Brake.</p>	




Add: Wanjia Community, Jiujiang Street, Shuangliu District, Chengdu, China.

Tel:0086-28-87362613,Fax: 0086-28-85754383

Email: export@scyufeng.com.cn Website: www.yfel.com

7	Orthopedic Traction Bed	M3701 3 cranks	2200*1120*500mm	<p>Backrest Adjustment Range:0~75°,±2° Footrest Adjustment Range:0~45°,±2° Left and Right Foot Adjustment Separately, ABS Head/foot Board, Aluminum Alloy Orthopedic Traction Frame, Stainless Steel Curved Pipe Rail, Dia.150mm Casters with Central Locking System, Storage Basket, Drainage Hooks.</p>	
---	--	-------------------	-----------------	---	---




Manual bed-Hanging Head and foot board series without bumpers

No.	Name	Model	Specification	Configuration Instructions	Picture
1	Manual Bed	M1703 1 crank	2160*950*500mm	<p>Backrest Adjustment Range 75°±5°, ABS Head/foot Board, Aluminum alloy Collapsible Side Rails, Storage Basket,Drainage Hooks.</p>	
2	Manual Bed	M2708 2 cranks	2160*950*500mm	<p>Backrest Adjustment Range:0~75°, ±2° Footrest Adjustment Range:0~45°, ±2° Aluminum Alloy Rail, ABS Head/foot Board, Storage Basket,Drainage Hooks, Dia.125mm Casters with Independent Brake.</p>	
3	Manual Bed	M2709 2 cranks	2160*950*500mm	<p>Backrest Adjustment Range:0~75°, ±2°, Footrest Adjustment Range:0~45°, ±2°, ABS Head/foot Board, Stainless Steel Curved Pipe Rail, Drainage Hooks, Storage Basket,</p>	


Add: Wanjia Community, Jiujiang Street, Shuangliu District, Chengdu, China.

Tel:0086-28-87362613,Fax: 0086-28-85754383

Email: export@scyufeng.com.cn Website: www.yfel.com

				Dia.125mm Casters with Independent Brake.	
4	Manual Bed	M2710 2 cranks	2160*950*500mm	Backrest Adjustment Range:0~75°, ±2°, Footrest Adjustment Range:0~45°, ±2°, ABS Head/foot Board, Aluminum Alloy Collapsible Rail, Storage Basket, Drainage Hooks. Without castor	
5	Manual Bed	M2711 2 cranks	2160*950*500mm	Backrest Adjustment Range:0~75°,±2° Footrest Adjustment Range:0~45°,±2° ABS Head/foot Board, Aluminum Alloy Collapsible Rail Storage Basket, Drainage Hooks, Dia.125mm Casters with Independent Brake.	
6	Manual Bed	M2712 2 cranks	2160*950*500mm	Backrest Adjustment Range:0~75°,±2° Footrest Adjustment Range:0~45°,±2° ABS Head/foot Board, Stainless Steel Curved Pipe Rail Storage Basket, Drainage Hooks.	




3. Transfer Stretcher Series


No.	Name	Model	Specification	Configuration Instructions	Picture
1	ABS Transfer Stretcher	J3702	1930*690*(550-800)mm	The Directional Wheel, ABS Bed Plate, IV Pole, Dia.150mm Casters with Central Locking System, Stainless Steel Curved Pipe Guardrail, Hydraulic Raise-and-fall Main Frame	

Add: Wanjia Community, Jiujiang Street, Shuangliu District, Chengdu, China.



Tel:0086-28-87362613,Fax: 0086-28-85754383


Email: export@scyufeng.com.cn Website: www.yfel.com

2	<p>ABS Transfer Stretcher</p>	J3703	1930*760*(500-800) mm	<p>The Directional Wheel, One-time Injection Molding ABS Bed Plate and Guardrail,IV Pole, Dia.150mm Casters with Central Locking System, Hydraulic Raise-and-fall Main Frame</p>	
3	<p>ABS Transfer Stretcher</p>	J3704	3600*760*560-870mm	<p>The Directional Wheel, One-time Injection Molding ABS Bed Plate and Guardrail,IV Pole, Dia.150mm Casters with Central Locking System, Height Adjustable Inside and Outside Carts, Stretcher Crank to Adjust the Height, The Stretcher surface with safety device could be locked automatically, when sliding to the ends. Hydraulic Raise-and-fall Main Frame.</p>	
4	<p>ABS Transfer Stretcher</p>	J3705	2160*760*560/890mm	<p>Waterproof Mattress, Combined Functions(height lifting, back lifting, leg lifting), Folding IV Pole, Double Safety Lock on Guardrail, Rotating Guardrail,Push Handle, Center Control Silent Casters, Fifth Caster, Tilting, Knee lifting.</p>	

5	ABS Transfer Stretcher	J3706	1930*645*510-850mm	Backrest Adjustment, Bed Position Display, Double Safety Lock on Guardrail, Aluminum Alloy Die – cast Joint,Tray, Oxygen Tank Storage Shelf, Center Control Silent Casters,Fifth Caster, Rotating Guardrail, Stretcher Mattress.	
---	---------------------------------------	-------	--------------------	--	---

4.ABS Bedside Cabinet

No.	Name	Model	Specification	Configuration Instructions	Picture
1	ABS Bedside Cabinet	T3702	480mm*460mm*800mm	ABS Platform, One Drawer, One Cabinet with Partition Plate, ABS Arc Handle, Towel Rack,Writing Board, 4 Dia.50mm Casters, 2 with Brake.	
2	ABS Bedside Cabinet	T3703	480mm*460mm*800mm	ABS Platform, One Drawer, One Cabinet with Partition Plate, ABS Arc Handle,Towel Rack, Writing Board, 4 Dia.50mm Casters, 2 with Brake.	

3	ABS Bedside Cabinet	T3704	480mm*460mm*800mm	ABS Platform, One Drawer, One Cabinet with Partition Plate, ABS Arc Handle, Towel Rack, Writing Board, 4 Dia.50mm Casters, 2 with Brake.	
---	------------------------------------	-------	-------------------	--	---